

Campus Irchel, University of Zurich  
11.-12. February 2026

**LS<sup>2</sup>**

**Annual Meeting**

*"Fueling life across scales"* **2026**

**Meeting  
Booklet**



University of  
Zurich <sup>UZH</sup>

**LS<sup>2</sup>**   
Life Sciences Switzerland

**Your Partner  
in Cell Research**



## **Enhance your Cell Culture Optimize your Results**

**Precise Cell Counting**

**Highly viable 3D Cell Cultures**

**Long-term Stem Cell Maintenance**

**Real-Time Cell Analysis (RTCA)**

**Premium Media & Supplements**

Get connected:  
Hatice Demiral  
[hdemiral@ols-bio.ch](mailto:hdemiral@ols-bio.ch)

**Visit us at  
Booth 22**

OMNI Life Science | Laufenstraße 90 | 4053 Basel



[www.ols-bio.ch](http://www.ols-bio.ch)

This booklet belongs to:

---

**Life Sciences Switzerland (LS<sup>2</sup>)**  
**Zurich 2026**  
**Design by Dagmar Bocakova**

## Content

Welcome note from meeting chairs: Prof. Tatjana Kleele and Prof. Alexis Jourdain	5
Organizing committee	7
LS <sup>2</sup> Sections, partners and collaborations	8
Benefits of being an LS <sup>2</sup> member	9
Thank you to our sponsors & exhibitors	10
Program overview	12
Floor plan & Exhibitors	16
Exhibition lottery	19
Exhibition lottery prizes	22
Exhibition lottery sheet	23
Detailed program: Young Scientists' Satellite	25
Detailed program: Day ONE	31
Detailed program: Day TWO	39
Sponsors of our prizes	50
Posters	51
Upcoming LS <sup>2</sup> and affiliated events	66



## Welcome note from meeting chairs

Dear colleagues,

It is our great pleasure to welcome you to the **LS<sup>2</sup> Annual Meeting 2026**, hosted on the Irchel Campus at the University of Zürich. Our Annual Meeting serves as a vibrant platform for scientists across Switzerland and beyond, bringing together researchers from all fields of life sciences to foster collaboration and share groundbreaking discoveries. This interdisciplinary exchange has been a cornerstone of LS<sup>2</sup>, enhancing the strength and diversity of our scientific community.

This year's theme, **"Fueling Life Across Scales"**, highlights the fundamental role of energy in driving biological processes, from the molecular to the organismal level. We are delighted to announce three outstanding keynote speakers: **Sarah-Maria Fendt** (VIB Center for Cancer Biology & KU Leuven, Belgium), **Heidi McBride** (McGill University, Canada), and **Jennifer Lippincott-Schwartz** (Howard Hughes Medical Institute, USA). Their lectures will span critical topics in metabolism, mitochondria, cancer, and advanced imaging technologies, providing unique insights into how energy fuels life at multiple scales.

The keynote lectures will be integrated into an exciting program featuring 11 scientific symposia organized by LS<sup>2</sup> sections and partners. This includes 14 invited speakers and over 40 speakers selected based on abstract submissions. As always, we look forward to the laureate talks by the recipients of the **Friedrich Miescher Award** and the **Lelio Orci Award**. The meeting will also feature **Young Scientists' Satellite**, 2 interactive **poster sessions**, and an extensive **industry exhibition** to encourage scientific discussions and networking.

The LS<sup>2</sup> Annual Meeting is the largest life sciences gathering in Switzerland, offering a broad scientific program and facilitating connections across disciplines. We strongly encourage **young researchers** to engage in discussions, present their work, and take advantage of the rich networking opportunities.

We would like to extend our sincere gratitude to all our sponsors and exhibitors for their invaluable contributions, which make the 2026 Annual Meeting possible. We encourage you to visit their booths and engage with their representatives to stay informed about the latest technological advancements.

On behalf of the scientific committee and the entire meeting preparation team, we welcome you to **Zürich** for 2 ½ days of **stimulating scientific exchange**.

With best regards,

**Tatjana Kleele** (ETH Zurich) and **Alexis Jourdain** (University of Lausanne)



## **Organizing Committee**

### **Chairs of the LS<sup>2</sup> Annual Meeting 2026:**

Prof. Tatjana Kleele (ETH Zurich)

Prof. Alexis Jourdain (University of Lausanne)

### **Presidency of LS<sup>2</sup>:**

President: Prof. Simon Sprecher (University of Fribourg)

Vice-President: Prof. Emi Nagoshi (University of Geneva)

Past-president: Prof. Mario Tschan (University of Bern)

### **Scientific Committee:**

Prof. Vikram Govind Panse (University of Zurich)

Prof. Roger Geiger (Università della Svizzera italiana)

Prof. Wanda Kukulski (University of Bern)

Prof. Patricia Boya (University of Fribourg)

### **LS<sup>2</sup> Office:**

Dr. Neringa Mannerheim, Scientific Officer

Dr. Lalita Oparija-Rogenmozere, Scientific Officer

Jacqueline Oberholzer, Financial Officer

### **Freelancers:**

Dagmar Bocakova, Graphic Design

Michael Vögeli, IT

### **Contact Info:**

LS<sup>2</sup> - Life Sciences Switzerland

University of Zurich

Department of Molecular Life Sciences

Winterthurerstrasse 190

8057 Zürich

[info@ls2.ch](mailto:info@ls2.ch)

[www.ls2.ch](http://www.ls2.ch)

## **LS<sup>2</sup> Sections, partners, and collaborations**

### **LS<sup>2</sup> Sections:**

Autophagy / Intersection Bioinformatics / Biophysics / Intersection Cardiovascular Biology / Ion Channels and Membrane Transporters / Intersection Microscopy / Molecular and Cellular Biosciences (MCB) / Physiology / Proteomics / Systems Biology

### **LS<sup>2</sup> Partner Societies**

Swiss Chemical Society (SCS), division of Medicinal Chemistry & Chemical Biology (DMCCB)  
Swiss Society for Anatomy, Histology and Embryology (SSAHE)  
Swiss Society for Experimental Pharmacology (SSEP)  
Swiss Laboratory Animal Science Association (SGV)

### **LS<sup>2</sup> Collaborators**

Swiss Biotech Association (SBA)  
Swiss Coordination Committee for Biotechnology (SKB)  
Swiss 3R Competence Centre (3RCC)  
Biotechnet Switzerland  
Swiss Network for Dementia Research

**LS<sup>2</sup> is a member of the Swiss Academy of Sciences**



### **LS<sup>2</sup> European and International Affiliations**

Federation of European Biochemical Societies (FEBS)  
European Biophysical Societies' Association (EBSA)  
Federation of European Physiological Societies (FEPS)  
European Proteomics Association (EuPA)  
International Union of Biochemistry and Molecular Biology (IUBMB)  
The American Society for Cell Biology (ASCB)  
International Union of Physiological Sciences (IUPS)

## **Benefits of being an LS<sup>2</sup> member**

### **You have privileged access and/or reduced fees to LS<sup>2</sup> Events:**

- The Annual Meeting: the largest life-science meeting in Switzerland
- Section Meetings
- Satellite Meetings for PhD students and Postdocs
- Workshops & Symposia
- Social events (science hikes, company visits, etc.)
- You will also receive regular newsletters and social media updates.

### **As our member, you can:**

- Become a Board Member, steering strategic decisions
- Join the Organizing Committee / become a Chair of a meeting
- Join us backstage / get involved as a volunteer, and gain new skills

**If you are a PhD student, you are eligible for a **Travel Grant** for up to 1400 CHF!**

### **You become a member of our affiliated or partner societies:**

- benefitting from special fees for their events
- becoming eligible for their travel grants/other financial support

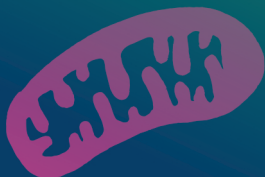
**Become our member today:**



# THANK YOU

TO OUR

## SPONSORS AND EXHIBITORS





SCS  
Swiss Chemical  
Society



Seeing beyond



## Program overview

### YOUNG SCIENTISTS' SATELLITE MEETING (YSS)

Tuesday, February 10, 2026 - Auditorium G60, Y24

- 12:00 – 12:30 Registration & Welcome Coffee
- 12:30 – 12:35 Welcome Address
- 12:35 – 12:40 Introduction from YSSM Chairs
- 12:40 – 13:00 YSS Keynote Lecture I
- 13:05 – 13:25 YSS Keynote Lecture II
- 13:25 – 13:55 Coffee Break
- 13:55 – 15:15 Scientific Symposium
- 15:15 – 15:45 Coffee Break
- 15:45 – 16:00 Introducing: LS<sup>2</sup>-supported Student Prize Winners
- 16:00 – 16:10 FEBS initiatives and fellowship opportunities for young scientists
- 16:10 – 17:55 Panel Discussion/Workshop: "Speaking Science, thinking AI"
- 17:55 – 18:00 Closing Remarks & Acknowledgements
- 18:00 – 19:00 YSS Networking Apéro



## Program overview:

### MAIN CONFERENCE: DAY ONE

Wednesday, February 11, 2026

<b>08:15 – 09:00</b>	<b>Registration &amp; Welcome Coffee</b>
<b>09:00 – 09:10</b> Lecture hall G45	<b>Welcome Address</b>
<b>09:10 – 09:45</b>	<b>The EMBO Keynote Lecture</b>
<b>09:45 – 10:15</b>	<b>Lelio Orci Award 2025 Lecture</b>
<b>10:15 – 10:45</b>	<b>Coffee Break &amp; Industry Exhibition</b>
<b>10:45 – 12:30</b>	<b>Special Plenary Session – Pls of Tomorrow</b>
<b>12:30 – 13:30</b>	<b>Lunch Break &amp; Industry Exhibition</b> <i>(Catering for industry representatives will open at 12:00)</i>
<b>13:30 – 14:30</b>	<b>Poster Session I</b>
<b>13:30 – 15:00</b>	<b>Feedback Session Pls of Tomorrow</b>
<b>14:30 – 16:15</b>	<b>PARALLEL SYMPOSIA SESSION I</b>
<b>14:30 – 16:15</b> Room G60	<b>The Metabolic Code of Life: Energy and Cell Systems</b> Organized by LS <sup>2</sup> section Systems Biology.
<b>14:30 – 16:15</b> Room G95	<b>Advances in Chemical Biology and Drug Discovery</b> Organized by LS <sup>2</sup> Partner Society DMCCB.
<b>14:30 – 15:20</b> Room G40	<b>Mini-symposium: From Disorder to Function: The Evolving Landscape of IDPs and Condensates</b> Organized by LS <sup>2</sup> section Biophysics.
<b>15:25 – 16:15</b> Room G40	<b>Mini-symposium: Ion Channels and Membrane Transporters: At the Interfaces That Fuel Life</b> Organized by LS <sup>2</sup> section ICMT.
<b>16:15 – 16:45</b>	<b>Coffee Break &amp; Industry Exhibition</b>
<b>16:45 – 17:20</b>	<b>Keynote Lecture I</b>
<b>17:25 – 19:20</b>	<b>Industry Exhibition &amp; Networking Apéro (from 17:45)</b>

## **MAIN CONFERENCE: DAY TWO**

**Thursday, February 12, 2026**

<b>08:30 – 09:00</b>	<b>Registration &amp; Welcome Coffee</b>
<b>09:00 – 09:05</b>	<b>Welcome Address</b>
Lecture hall G45	
<b>09:05 – 09:40</b>	<b>Keynote Lecture II</b>
<b>09:40 – 10:20</b>	<b>Coffee Break &amp; Industry Exhibition</b>
<b>10:20 – 12:05</b>	<b>Advances in Volumetric Microscopy: from Method Development to Biological Applications</b>
Room G60	Organized by LS <sup>2</sup> Intersection Microscopy.
<b>10:20 – 12:05</b>	<b>Advancing Cancer Therapeutics Through Patient-Derived Complex Models</b>
Room G95	Organized by Swiss Society of Experimental Pharmacology (SSEP).
<b>10:20 – 12:05</b>	<b>Proteomics in the Era of Multi-Omics</b>
Room G40	Organized by LS <sup>2</sup> Section Proteomics.
<b>12:05 – 13:05</b>	<b>Lunch Break &amp; Industry Exhibition</b>
	<i>(Catering for industry representatives will open at 11:30)</i>
<b>12:05 – 13:05</b>	<b>Physiology Section Board Meeting</b>
Y-22-F-68	<i>(Upon invitation only)</i>
<b>12:05 – 13:05</b>	<b>MCB Section Board Meeting</b>
Y-23-G-04	<i>(Upon invitation only)</i>
<b>12:05 – 13:05</b>	<b>SSEP Council Meeting</b>
Room G95	<i>(Upon invitation only)</i>
<b>13:05 – 14:05</b>	<b>Poster Session II</b>
<b>14:05 – 15:50</b>	<b>Mitochondria: Fueling Cells in Life, Death, and Disease</b>
Room G60	Organized by LS <sup>2</sup> section MCB.
<b>14:05 – 15:50</b>	<b>Are we coming closer to understanding and treating neurodegenerative diseases?</b>
Room G40	

Organized by Swiss Network for Dementia Research.

**14:05 – 14:55**

Room G95

**Mini-symposium: Bioinformatics Driving the One Health Concept**

Organized by LS<sup>2</sup> Intersection Bioinformatics.

**15:00 – 15:50**

Room G95

**Mini-symposium: Extracellular vesicles in Cardiovascular Therapeutics**

Organized by LS<sup>2</sup> Intersection Cardiovascular Biology.

**15:50 – 16:10**

**Coffee Break & Industry Exhibition**

**16:10 – 16:40**

**Friedrich Miescher Award 2026 Lecture**

**16:40 – 17:10**

**Award Ceremony**

**17:10 – 17:15**

**Closing Remarks & Acknowledgements**

opnMe by Boehringer Ingelheim

**Fuel your research with our free molecules**

Full data packages

Publish freely

No IP strings attached

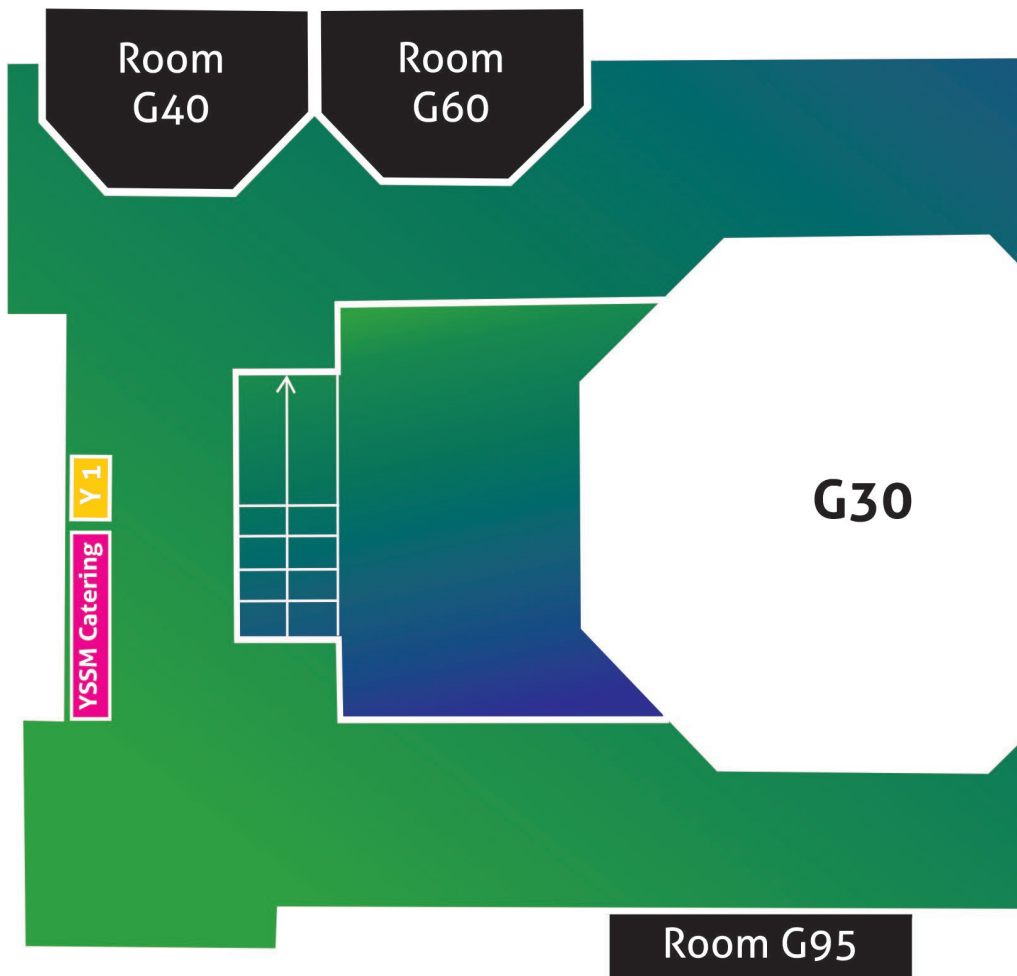
**Don't miss our talk: "Decoding KRAS with opnMe"**

Feb 12, 2026 | 10:20 – 12:05

Parallel Symposia No. 6

Start your order here

## Floor plan



### EXHIBITORS

REGISTR

Registration

Lunch

Catering zones

9 10

Exhibition booths

Y 1

Booth YSSM

37-40


Poster boards

- 1.-2. Milian
3. Microsynth AG
4. HUBERLAB AG
5. Socorex Isba SA
6. QIAGEN
- 7.-8. VWR International GmbH/  
Avantor
9. MACHEREY-NAGEL AG
10. LubioScience/ Zymo Research

11. opnMe.com by  
Boehringer Ingelheim
12. LABGENE Scientific SA
13. SKAN AG
14. IGZ Instruments AG
15. Chemie Brunschwig AG
16. INTEGRA Biosciences AG
17. BMG Labtech GmbH
18. Agilent Technologies AG



Floor Plan - Posters



## **Exhibition lottery**

Visit the booths, collect all stickers from our exhibitors, and win one of the prizes!

**To participate, please bring the completed exhibition quiz sheet to the registration desk by Thursday, February 12, at 15:50.**

The prize can only be awarded if the **winner is present** at the Award Ceremony on February 12 at 16:40.

GOOD LUCK!!

### **Booth Company & Question**

#### **1 & 2 Milian**

Name three products that Milian offers in the field of molecular biology under its new product brand OWIBIO and describe their key features.

#### **3 Microsynth AG**

For which service or products is Microsynth AG ISO 13485 certified?

#### **4 HUBERLAB AG**

Visit our booth to collect your sticker !

#### **5 Socorex Isba SA**

What did Socorex celebrate in 2025?

#### **6 QIAGEN**

The 'Impossible' Sample – Solved by QIAGEN! draw your "impossible" or "super-precious" sample at our booth. Make it as creative, funny, or challenging as you like.

#### **7 & 8 VWR International GmbH / Avantor**

Partner Enzo Biochem quiz question: Which laser would you use to measure aggresomes by Flow Cytometry?

1) UV 2) Violet 3) Blue 4) Green 5) Yellow 6) Orange 7) Red

**9 MACHEREY-NAGEL AG**

Take a selfie with the MN-duck at our booth and post it on LinkedIn with @MACHEREY-NAGEL.

**10 LubioScience / Zymo Research**

Spin the Wheel of Fortune and win a great prize!

**11 opnMe.com by Boehringer Ingelheim**

How well do you know open innovation? Take the opnMe quiz at our booth to earn your sticker!

**12 LABGENE Scientific SA**

Visit our booth to collect your sticker !

**13 SKAN AG**

Which brands of Personal Protective Equipment (PPE) does SKAN sell?

**14 IGZ Instruments AG**

What year did IGZ Instruments start selling innovative lab equipment?

**15 Chemie Brunschwig AG**

Name one of Chemie Brunschwig AG's new suppliers for 2026!

**16 INTEGRA Biosciences AG**

What is the name of INTEGRAs newest Pipette – that can work in manual and electronical Mode?

**17 BMG LABTECH GmbH**

What does LVF stand for in LVF monochromator systems?

**18 Agilent Technologies AG**

What does RTCA stand for?



**19 Merck**

We recently launched a new game-changing innovation in protein biology which allows you to make fresh, high-quality PAGE gels in less than 5 minutes. How is this possible? a) TurboTEMED is the new thing; b) APS2.0 works its magic; c) BuzzBisTris polymerizes in no time; d) mPAGE Lux utilizes photopolymerization.

**20 Bucher Biotec AG**

What is the name of the reliable and affordable plate reader at Bucher Biotec?

**21 Lucerna-Chem AG**

What year was Lucerna-Chem established?

**22 OMNI Life Science**

What is the principle used by the CASY vivo Cell Counter to count cells?

**23 Charles River**

Which dosing method maintains consistent plasma levels of a test agent throughout a study while reducing animal stress?

A) Injections B) Infusion C) Food and Water

**24 bio-techne**

What is the advantage of a synthetic matrix compared to a classic matrix for organoids?

**25 BioConcept AG**

Which Swiss company provides real-time immunoassays similar to ELISA within 10 minutes?

**26 Promega AG**

What do all our metabolite detection assays have in common?

**27 ROTH AG**

“Scratch and Win”

**28      GENEWIZ from Azenta Life Sciences**

Which GENEWIZ Guardian of the Genome is your favorite?

**29      LabForce AG**

What are the advantages of ExoGAG technology for exosome isolation from biofluids over existing kits?

**30      Witec AG**

What are the revolutionary features of the new Fusion Absolute Western Blot Imager?

**31      Eppendorf**

What is the name of the new Eppendorf pipette? What are the names of our consumables made from recycled plant oil?

**32      Abcam**

What does the business name Abcam mean?

**33      Takara Bio Europe**

Takara ExPremier™ DNA Polymerase is designed to provide which key benefit in PCR applications? A) Ultra-high fidelity via strong proofreading activity, B) Robust and reliable amplification across a wide range of templates, C) Selective amplification only of GC-rich DNA, D) Exclusive use for qPCR applications

**34      Mettler-Toledo (Schweiz) GmbH**

How does CytoDirect know the viability of cells without using any dyes?

**Exhibition lottery prizes**

1<sup>st</sup> Prize 500 CHF sponsored by BioConcept AG



2<sup>nd</sup> Prize 300 CHF sponsored by Roche



3<sup>rd</sup> Prize 200 CHF sponsored by LS<sup>2</sup>



Visit the booths, collect all stickers from our exhibitors, and win one of the prizes!

**1. PRIZE**

**500 CHF**



**BioConcept**



**2 .PRIZE**

**300 CHF**



**3 .PRIZE**

**200 CHF**



**LS<sup>2</sup>**   
Life Sciences Switzerland

To participate, bring the filled exhibition quiz sheet to the registration desk by Thursday, February 12 at 15:50.

The prize can **only** be awarded if the winner is present at the Award Ceremony on February 12 at 16:40.

**Good luck!**

Visit the booths, collect all stickers from our exhibitors, and win one of the prizes!



Name, Affiliation

.....

## Detailed Program

### YOUNG SCIENTISTS' SATELLITE MEETING (YSS)

**Tuesday, February 10, 2026 - Auditorium G60, Y24**

**12:00 – 12:30    Registration for YSS & Welcome Coffee**

*(Registration will remain open until 16:00)*

*(Speakers and chairs should upload their presentations)*

**12:30 – 12:35    Welcome Address**

**Tatjana Kleele** (Chair of LS<sup>2</sup> AM2026, ETH Zurich)

**Alexis Jourdain** (Chair of LS<sup>2</sup> AM2026, University of Lausanne)

**Simon Sprecher** (LS<sup>2</sup> President, University of Fribourg)

**12:35 – 12:40    Introduction from YSSM Chairs**

**Charlotte Sutter** (University of Zurich)

**Meghna Swayambhu** (University of Zurich)

**Laura Wessling** (Lausanne University Hospital)

**12:40 – 13:00    YSS Keynote Lecture I**

**Lara Urban** (University of Zurich)

"Nanopore technology and AI for rapid pathogen surveillance"

Genomics has become an integral part of One Health surveillance to identify pathogen and resistance outbreak clusters and transmission routes, and whole-genome sequencing of cultured pathogens is now a recommended standard by the European Centre for Disease Prevention and Control and the European Food Safety Authority. I will show how recent improvements in genomic sequencing by real-time and accessible nanopore sequencing technology now hold the promise of implementing rapid genomic sequencing at the point of care and potentially globally due to the low upfront investment costs. I will explore how rapid and holistic metagenomic surveillance by nanopore sequencing and AI-based analysis can address challenges associated with metagenomics-based surveillance in terms of sensitivity, viability, and associations of resistance genes to their pathogenic hosts.

**13:05 – 13:25 YSS Keynote Lecture II**

**Laurence Romy** (Biopôle SA & Lormina.ch)

"Long and short at once, the beauty of the journey:  
Lessons from a path of doubt, discovery, and courage"

It was easy to follow a predictable academic path: high school with a scientific focus, then a Bachelor's, a Master's, and finally a PhD. But then what? For me, it has always been important to take ownership of my own development and not wait for others to shape my career trajectory. This mindset guided me before, during, and after my PhD research. Throughout this keynote, I hope to share how being proactive and taking pride in every step of both my personal and professional development has shaped my life. My wish is that it will resonate with you and perhaps inspire you to reflect on your own path.

**13:25 – 13:55 Coffee Break**

**13:55 – 15:15 Scientific Symposium**

**13:55 – 14:00 Introduction** from chairs

**14:00 – 14:12 Marta Mazurkiewicz** (University of Zurich)

"Identification of oligodendrocyte transcriptional signatures in Western diet-induced pain"

**14:12 – 14:24 Annemarie Iano** (Baruch College, City University of New York)

"Nanoplastics penetration across the blood-brain barrier"

**14:24 – 14:36 Elena Barletta** (Swiss Institute of Bioinformatics)

"Proteomics Profiling Reveals Sex-Based Differences and Hormonal Modulation of Recovery in Elite Female Athletes Following Intense Exercise"

**14:36 – 14:48 Jakub Hruby** (EPF Lausanne)

"Microsecond Time-Resolved Cryo-EM Based on Jet Vitrification"

**15:48 – 15:00 Marta Balkota** (University of Geneva)

"Brain Mitochondrial Glutamate Metabolism Coordinates Body Energy Balance and Age-Related Behavioral Change"

**15:00 – 15:12** **Justine Leclerc** (University of Zurich)

"conformerR: Conformalized differential expression analysis of multi-condition single-cell data"

**15:12 – 15:15** Closing remarks

**15:15 – 15:45** **Coffee Break**

**15:45 – 16:00** **Introducing: LS<sup>2</sup>-supported Student Prize Winners**

**Victoria Jaël Moser & Mara Robinson** (Schweizer Jugend Forscht)

**Ruben Kastelic, Raphael Burgener, Lukas Müller, Dhruv Sharma** (Biologie Olympiade)

**Joshua Tran** (Geneva Chemistry and Biochemistry Days)

**16:00 – 16:10** **FEBS initiatives and fellowship opportunities for young scientists**

**16:10 – 17:55** **Workshop/Panel Discussion: "Speaking Science, thinking AI"**

**Kristina Thumfart** (IACULIS GmbH), **Verena Waller** (Roland Berger) and **Darren Ray Kelly** (ETH Zurich)

In today's scientific landscape, artificial intelligence is no longer a futuristic concept - it is an integral part of research, analysis, and communication. While AI offers powerful tools and efficiencies, its overuse or misuse can lead to errors in data interpretation and scientific outcomes. At the same time, AI opens new avenues for communicating complex science to broader audiences, particularly when scientists struggle to translate their work beyond the lab. This workshop explores critical questions: how much should we rely on AI, not just for the heavy lifting of data processing, but its use critical aspects of science communication. The workshop is designed to facilitate discussions between young AI users and experienced scientists on use of AI for data processing and science communication. Additionally, we discuss the overarching question of where must the human voice remain irreplaceable?

**17:55 – 18:00**    **Closing Remarks & Acknowledgements**

**18:00 – 19:00**    **YSS Networking Apéro**



**LS<sup>2</sup> Travel Grants**  
**for PhD students**

**Join on-site and  
online meetings!**

**Apply before 01 March 2026**

LS<sup>2</sup> Life Sciences Switzerland



scnat  
swiss academy of sciences



LubioScience is your go-to partner for life science reagents covering all applications. Discover the largest selection of antibodies, ELISA kits, small molecules and recombinant proteins in Switzerland. > [www.lubio.ch](http://www.lubio.ch)



As a global biotechnology company, Zymo Research drives scientific progress by providing innovative, high-quality solutions in epigenetics, microbiomics, and NGS for both research and diagnostics. > [www.zymoresearch.eu](http://www.zymoresearch.eu)





# Discover Energy Metabolism Assays

Sensitive add-and-read bioluminescent assays for more than 14 metabolites



**VISIT US AT BOOTH 26**

progress happens together  
**abcam**

## Expert support, when you need it

Get reliable results with Abcam antibodies –  
and scientific support from our experts.



Find us at **booth #32**,  
or book a 10 minute chat now.





## Life Science Products Ready for Your Workflow

From cell biology to genomics, proteomics and beyond — the Avantor® life science portfolio is built to match your goals.

Visit us at Booth 7/8 to  
connect with our specialists.

Sample  
to Insight



## Transforming the PCR experience

Fully integrated nanoplate-based digital  
PCR system for absolute quantification

- Superior partitioning for high accuracy and sensitivity
- Advanced multiplexing for simultaneous multiple target detection
- Walk-away workflow automation for faster time to results
- Flexible and scalable instruments for various throughput needs



Visit [www.qiagen.com/dPCR](https://www.qiagen.com/dPCR) for  
more information or scan the QR code



For up-to-date licensing information and product-specific disclaimers, see the respective QIAGEN kit handbook or user manual. QIAGEN kit handbooks and user manuals are available at [www.qiagen.com](https://www.qiagen.com) or can be requested from QIAGEN Technical Services or your local distributor. Trademarks: QIAGEN®, Sample to Insight®, QIAcuity® (QIAGEN Group). Registered names, trademarks, etc. used in this document, even when not specifically marked as such, may still be legally protected.

QPRO-6825 04/2024 ©2024 QIAGEN, all rights reserved

## Detailed Program

### MAIN CONFERENCE: DAY ONE

**Wednesday, February 11, 2026**

**08:15 – 09:00 Registration & Welcome Coffee**

Lichthof area

*(Registration will remain open until 16:45)*

*(Speakers and chairs of the morning sessions should load their presentations)*

**09:00 – 09:10 Welcome Address**

Lecture hall G45

**Tatjana Kleele** (Chair of LS<sup>2</sup> AM2026, ETH Zurich)

**Alexis Jourdain** (Chair of LS<sup>2</sup> AM2026, University of Lausanne)

**Simon Sprecher** (LS<sup>2</sup> President, University of Fribourg)

**09:10 – 09:45 The EMBO Keynote Lecture**

Lecture hall G45

**Sarah-Maria Fendt** (VIB KU Leuven, BE)



"Metabolic rewiring driving metastasis formation"

Metastasis formation is the leading cause of death in cancer patients. We find that metabolic rewiring is a liability of metastasizing cancer cells. For example, we discovered that extracellular remodeling of the metastatic niche, a process essential to metastasis formation, requires a transcriptional-independent regulation via the metabolites. Moreover, we provide knowledge on intratumor heterogeneity of metabolism and its role in pre-metastatic niche and metastasis formation. Thus, we study the metabolism of metastasizing cancer cells with the goal to define novel therapeutic strategies.

**09:45 – 10:15 Lelio Orci Award Lecture**

Lecture hall G45

**Pierre Gönczy** (EPF Lausanne)

Introductory words by **Pierre Cosson** (University of Geneva)



**UNIVERSITÉ  
DE GENÈVE**

FACULTÉ DE MÉDECINE

"Mechanisms of centriole assembly: addressing a long-standing question in cell biology"

Understanding the organizing principles driving assembly of cellular organelles is an important pursuit in biology. The centriole is an evolutionarily conserved microtubule-based organelle essential for the formation of flagella, cilia and centrosomes. The centriole exhibits a striking 9-fold radially symmetrical arrangement of microtubules organized around a likewise symmetrical cartwheel. I will discuss published and ongoing work aimed at deciphering the mechanisms governing centriole assembly across systems.

## 10:15 – 10:45 Coffee Break & Industry Exhibition

## 10:45 – 12:30 Special Plenary Session: Pls of Tomorrow (PIOT) – The Future of Swiss Research

Lecture hall G45

Cast your vote:



Sponsored by:



### Finalists:

**Theodora Constantin** (University of Basel)

"Unlocking the full potential of PI3K $\alpha$  inhibitors for cancer therapy"

**Juan Cruz Landoni** (EPF Lausanne)

"Charting the spatiotemporal coordination of mitochondrial metabolism in development, disease, and aging"

**Olimpia Bompadre** (EPF Lausanne)

"Multi-Scale Dissection of Heterochromatin Regulation in Cancer Initiation"

**Alaz Ozcan** (University of Zurich)

"Neutrophils Beyond the Battle: Architects of Defense"

### Chairs:

**Ana Ricardo da Costa Xavier** (University of Basel)

**Carina Osterhof** (University of Fribourg)

**Manon Guivier** (University of Fribourg)

**Monika Gjorgjieva** (University of Geneva)

**12:30 – 13:30**    **Lunch Break & Industry Exhibition**  
*(Catering for industry representatives will be open from 12:00)*  
*(Speakers and chairs of the afternoon sessions should load their presentations)*

**Grab your food and visit our booths!**

**13:30 – 14:30**    **Poster Session I**  
Poster Gallery    *All posters exhibited, please remain near your poster!*

**13:30 – 15:00**    **Feedback Session Pls of Tomorrow**  
Y21-F-70    *(Only for jury, chairs and finalists)*

**14:30 – 16:15**    **PARALLEL SYMPOSIA SESSION I**

**14:30 – 16:15**    **The Metabolic Code of Life: Energy and Cell Systems**  
Room G60    Organized by LS<sup>2</sup> section Systems Biology. Chaired by  
Thomas Michaels (ETH Zurich)

**14:30 – 14:35**    **Welcome words** from chairs

*Invited speaker*

**14:35 – 15:10**    **Kristina Stapornwongkul** (IMBA, AT)  
"Glycolytic activity instructs germ layer proportions through regulation of Nodal and Wnt signalling"

*Speakers selected from abstracts*

**15:10 – 15:22**    **Abigail Alexandre-Strefeler** (University of Lausanne)  
"Uridine-sensitized screening identifies NUDT5 as a regulator of nucleotide synthesis"

**15:22 – 15:34**    **Sebastian Bors** (University of Basel)  
"A comprehensive genome-scale map of transcription factor-mediated metabolic rewiring in lung cancer via CRISPR and high-throughput metabolomics"

- 15:34 – 15:46** **Peter Lenart** (University of Bern)  
 "Coordinated Scaling of Germline Growth Ensures Reproductive Timing Across Environments"
- 15:46 – 15:58** **Ryan Separovich** (ETH Zurich)  
 "Systematic phosphoproteomics of an analog-sensitive kinase library defines context-specific signalling networks"
- 15:58 – 16:10** **Michael Zogg** (University of Basel)  
 "Hexose-6-phosphate dehydrogenase drives metabolic reprogramming and tumorigenicity in MDA-MB-231 triple-negative breast cancer cells"
- 16:10 – 16:15** Closing remarks
- 14:30 – 16:15** **Advances in Chemical Biology and Drug Discovery**  
 Room G95  
 Organized by LS<sup>2</sup> Partner Society DMCCB. Chaired by **Sascha Hoogendoorn** (University of Geneva)
- 14:30 – 14:35** **Welcome words** from the chair
- Invited speaker*
- 14:35 – 15:10** **Ben Schumann** (Dresden University of Technology, DE)  
 "Chemical precision tools to dissect protein glycosylation"
- Speakers selected from abstracts*
- 15:10 – 15:20** **Po-Han Chang** (EPF Lausanne)  
 "Exploring the regulation of microtubule deetyrosination and polyglutamylation through semi-synthetic tubulin"
- 15:20 – 15:30** **Theodora Constantin** (University of Basel)  
 "Covalent Inactivation of PI3K $\alpha$ : Novel Paradigm for Isoform-Resolved Pharmacology"



**15:30 – 15:40**    **Annemarie Ianos** (Baruch College, City University of New York)  
"Microtubules in Breast Cancer: Exploring the  $\alpha/\beta$ -Tubulin Toggle Switch and Its Implications in Human Breast Cancer"

**15:40 – 15:50**    **Kelvin Groot** (University of Zurich)  
"Highly multiplexed imaging uncovers combinatorial perturbation effects of small molecule treatments"

**15:50 – 16:00**    **Ali Hallaj** (University of Lausanne)  
"A non-disruptive compound to enhance cytosolic delivery of cell-penetrating peptides"

**16:00 – 16:10**    **Linda Wedemann** (EPF Lausanne)  
"Species-specific diacylglycerol signaling – peeking behind the mask of lipid classes"

**16:10 – 16:15**    Closing remarks

**14:30 – 15:20**    **Mini-symposium: From Disorder to Function: The Evolving Landscape of IDPs and Condensates**  
Room G40

Organized by LS<sup>2</sup> section Biophysics. Chaired by **Beat Fierz** (EPF Lausanne) & **Stefanie Jonas** (ETH Zurich)

**14:30 – 14:31**    **Welcome words** from chairs

*Invited speaker*

**14:31 – 14:56**    **Marc-David Ruepp** (King's College London)  
"Dissecting the molecular determinants of FUS function"

*Industry speaker*

**14:56 – 15:01**    **Valentina Millarte** (Agilent Technologies AG)



"Take your real-time metabolic analysis to the next level.  
From 2D to 3D with the Seahorse XF FLEX analyzer"

Speakers selected from abstracts

**15:01 – 15:10** **Benjamin Frühbauer** (ETH Zurich)

"Condensation of satellite DNA by the disordered protein  
D1 safeguards nuclear mechanostability"

**15:10 – 15:19** **Izabela Smok** (ETH Zurich)

"A cross-linking mass spectrometry method for  
characterizing protein-RNA interactions in phase-  
separated systems"

**15:19 – 15:20** Closing remarks

**15:25 – 16:15** **Mini-symposium: Ion Channels and Membrane  
Room G40 Transporters: At the Interfaces That Fuel Life**

Organized by LS<sup>2</sup> section ICMT. Chaired by **Cristina  
Manatschal and Elena Lehmann** (University of Zurich)

**15:25 – 15:27** **Welcome words** from chairs

Invited speaker

**15:27 – 15:52** **Francesca Giordano** (Institut de Biologie Intégrative de la  
Cellule (I2BC), FR)

"Regulation of lipid transport and storage at the three-  
way Mitochondria-Endoplasmic Reticulum-Lipid Droplet  
junction"

Speakers selected from abstracts

**15:52 – 16:02** **Alexandre Bokhobza** (University of Bern)

"Optimizing MINFLUX Performance: A Pipeline for  
Achieving Single-Digit Nanometer Super-Resolution in  
Biological Samples"

**16:02 – 16:12** **Marta Monguió-Tortajada** (University of Lausanne)



"Relevance of the SLC15A4/TASL complex for IRF5-mediated Th1 responses"

**16:12 – 16:15** Closing remarks

**16:15 – 16:45** **Coffee Break & Industry Exhibition**

**16:45 – 17:20** **Keynote Lecture I**

Lecture hall G45 **Heidi McBride** (McGill University, CA)

"Mapping new pathways of pyroptotic cell death"

Cell death is inhibited in cancers but increased in neurodegeneration, highlighting the importance of its regulation for human health. MAPL is an outer mitochondrial membrane SUMO ligase involved in cell death in both cancer and neurodegeneration in vivo, yet how MAPL controls the fate of this process remains unclear. Combining genome-wide functional genetic screening and cell biological approaches, we found that MAPL induces pyroptosis through an inflammatory pathway involving mitochondria and lysosomes. This discussion will detail the mechanisms by which MAPL and the mitochondria-to-lysosome pathway act at the nexus of immune signalling and cell death.

**17:20 – 17:25** **Introducing: The Division of Business and Economic Development of the Kanton of Zurich & Innovation Zurich Initiative**  
Lecture hall G45

**17:25 – 19:20** **Industry Exhibition**

**17:45 – 19:20** **Networking Apéro (sponsored by the Division of Business and Economic Development of the Kanton of Zurich)**





**A region is only as  
bold as the people  
who shape it.**



[innovation.zuerich](http://innovation.zuerich)



Innovation Zurich bridges research, industry  
and government – to translate science into  
better health and innovation.

## MAIN CONFERENCE: DAY TWO

**Thursday, February 12, 2026**

**08:30 – 09:00      Registration & Welcome Coffee**

Lichthof area

*(Registration will remain open until 16:10)*

*(Speakers and chairs of the morning sessions should load their presentations)*

**09:00 – 09:05      Welcome Address**

Lecture hall G45

**Tatjana Kleele** (Chair of LS<sup>2</sup> AM2026, ETH Zurich)

**Alexis Jourdain** (Chair of LS<sup>2</sup> AM2026, University of Lausanne)

**Simon Sprecher** (LS<sup>2</sup> President, University of Fribourg)

**09:05 – 09:40      Keynote Lecture II**

Lecture hall G45

**Jennifer Lippincott-Schwartz** (Howard Hughes Medical Institute, US)

"Looking under the hood of cells from micron to atomic scales"

Powerful new ways to image the internal structures and complex dynamics of cells are revolutionizing cell biology and bio-medical research. In my talk, I will focus on three emerging technologies capable of revealing new properties of cellular organization at scales ranging from nanometer to atomic resolution. Whole cell milling using Focused Ion Beam Electron Microscopy (FIB-SEM) was used to reconstruct the entire cell volume at 4-nm voxel resolution, revealing all membrane-bound organelles and their trafficking intermediates at isotropic resolution. Single particle tracking using Halo dyes revealed unexpected features of mRNA trafficking, including sites where secretory proteins are translated on ER and their regulation by lysosomes. Finally, High Resolution Template Matching (HRTM) of ribosome subunits in cryo-EM images of intact human cells afforded a look at ribosomes at different stages of peptide elongation at the atomic scale. Together, these new tools open-up a plethora of questions related to mechanisms of cell structure/function that can now be studied in intact cells at the nanometric/molecular level.

**09:40 – 10:20      Coffee Break (sponsored by Leica-Microsystems)  
& Industry Exhibition**



**10:20 – 12:05**

## **PARALLEL SYMPOSIA SESSION II**

**10:20 – 12:05**

Room G60

### **Advances in Volumetric Microscopy: from Method Development to Biological Applications**

Organized by LS<sup>2</sup> Intersection Microscopy. Chaired by **Oliver Biehlmaier**, **Ana Rita Faria** (University of Basel, Biozentrum, Imaging Core facility) & **Erica Montani** (ETH Zurich, D-BSSE Single Cell Facility)

**10:20 – 10:23**

**Welcome words** from chairs

#### *Invited speaker*

**10:23 – 10:53**

**Jan Huisken** (University of Göttingen, DE)

"Flamingo: A portable, modular platform for In Vivo imaging in diverse environments"

#### *Industry Speakers*

**10:53 – 10:58**



**Judith Reddington** (Leica-Microsystems)

"Visualizing Life in 3D at High Speed with Innovative Light Sheet Microscopy"

**10:58 – 11:03**



Seeing beyond

**Stefan Wahl** (Area Sales Manager Zeiss Research Microscopy, Switzerland)

"One Snap. One Volume: Instant Volumetric High-Speed Imaging of Living Organisms"

#### *Speakers selected from abstracts*

**11:03 – 11:13**

**Elda Bauda** (University of Geneva)

"Cryo-FIB ET uncovers novel yeast membrane compartments involved in lipid metabolism"

**11:13 – 11:25**

**Laura Batti** (Wyss Center for Bio and Neuro Engineering)

"Insights into whole tissue clearing and labelling protocols for various samples in a microcopy facility context"

**11:25 – 11:35**

**Ruth Hornbachner** (University of Zurich)

"Characterization of anterior-posterior symmetry-breaking dynamics in murine embryos using whole-mount multiplexing protein mapping"

**11:35 – 11:47**

**Nikita Vladimirov** (University of Zurich)

"The mesoSPIM initiative: facility-grade open-source lightsheet microscopes one can actually build"

**11:47 – 11:59**

**Akanksha Jain** (University of Zurich)

"Unveiling the choreography of human brain development with organoids"

**11:59 – 12:05**

Closing remarks

**10:20 – 12:05**

Room G95

**Advancing Cancer Therapeutics Through Patient-Derived Complex Models**

Organized by LS<sup>2</sup> Partner Society SSEP. Chaired by **Georgia Konstantinidou** (University of Bern) & **Patrycja Nowak-Sliwinska** (University of Geneva)

**10:20 – 10:25**

**Welcome words** from chairs

*Invited speaker*

**10:25 – 11:00**

**Elisa Oricchio** (EPF Lausanne)

"Empower personalized medicine for cancer patients using tissue explants for drug screening"

*Industry Speakers*

**11:00 – 11:20**



**Markus Koester, Menorca Chaturvedi** (opnMe.com by Boehringer Ingelheim)

"Decoding KRAS with opnMe: Insights from SOS1 inhibition and other collaborative research"

*Speakers selected from abstracts*

**11:20 – 11:30**

**Jakub Gubala** (University of Geneva)

"Leveraging Multi-Organ Toxicity Models for Drug Combination Therapy Safety"

- 11:30 – 11:40**      **Gonçalo Outeiro-Pinho** (University of Bern)  
 "MRTX1133 resistant cells rely on EZH2 activity to sustain their aggressive traits and avoid cell death"
- 11:40 – 11:50**      **Fiona Farnhammer** (University Children's Hospital Zurich)  
 "Single enzyme activity defines response to select folate-cycle targeting drugs in osteosarcoma"
- 11:50 – 12:00**      **Evgeniya Save-Trofimenko** (University of Lausanne)  
 "Exploiting the Rab14-Dependent Cell-Penetrating Peptide Trafficking for Targeted Chlamydia Therapy"
- 12:00 – 12:05**      Closing remarks
- 10:20 – 12:05**      **Proteomics in the Era of Multi-Omics**  
 Room G40              Organized by LS<sup>2</sup> Section Proteomics. Chaired by **Paolo Nanni** (FGCZ, University/ETH Zurich) and **Loïc Dayon** (Nestlé Research, Lausanne)
- 10:20 – 10:21**      **Welcome words** from chairs
- Invited speakers*
- 10:21 – 10:43**      **Jana Seifert** (University of Hohenheim, DE)  
 "Using metaproteomics for livestock microbiome research"
- 10:43 – 11:05**      **Rudolf Aebersold** (ETH Zurich)  
 "On the dependency of cellular states on the adaptable modular proteome"
- Speaker selected from abstracts*
- 11:05 – 11:15**      **Elena Barletta** (Swiss Institute of Bioinformatics)  
 "Proteomics Profiling Reveals Sex-Based Differences and Hormonal Modulation of Recovery in Elite Female Athletes Following Intense Exercise"



**11:15 – 11:35**

*Industry speaker*

**Torsten Müller** (Bruker AG)

"timsMetabo for Proteomics: Bridging Omics for Deeper Biological Discovery"

**11:35 – 11:45**

*Speaker selected from abstracts*

**Tatjana Sajic** (University Hospital Lausanne)

"Biomarker discovery through in-depth characterisation of the serum protein composition of infant victims of Abusive Head Trauma (AHT)"

**11:45 – 12:05**

**Round table**

J.Seifert/R.Aebersold/Torsten Müller

**12:05 – 12:05**

Closing remarks

**12:05 – 13:05**

**Lunch Break & Industry Exhibition**

*(Catering for industry representatives will be open from 11:30)*

*(Speakers and chairs of the afternoon sessions should load their presentations)*

**Grab your food and visit our booths!**

**12:05 – 13:05**

Y-22-F-68

**Physiology Section Board Meeting**

*(Upon invitation only)*

**12:05 – 13:05**

Y-23-G-04

**MCB Section Board Meeting**

*(Upon invitation only)*

**12:05 – 13:05**

Room G95

**SSEP Council Meeting**

*(Upon invitation only)*

**13:05 – 14:05**

Poster Gallery

**Poster Session II**

*All posters exhibited, please remain near your poster!*

**14:05 – 15:50**

**PARALLEL SYMPOSIA SESSION III**

**14:05 – 15:50**

Room G60

**Mitochondria: Fueling Cells in Life, Death, and Disease**

Organized by LS<sup>2</sup> section MCB. Chaired by **Florent Waltz** (University of Basel) & **Nadia Mercader Huber** (University of Bern)

**14:05 – 14:10**

**Welcome words** from chairs

*Invited speaker*

**14:10 – 14:45**

**Hauke Hillen** (University Medical Center Göttingen, DE)

"Molecular basis of mitochondrial RNA metabolism"

*Speakers selected from abstracts*

**14:45 – 14:55**

**Christian Zimmerli** (EPF Lausanne)

"Structure and function of unknown-intermitochondrial zipper junctions"

**14:55 – 15:05**

**Johannes Pilic** (ETH Zurich)

"Mitochondrial membrane saturation regulates mitochondrial dynamics"

**15:05 – 15:15**

**Rosalie Heilig** (University of Glasgow)

"Mitochondrial ubiquitylation during cell death drives anti-tumorigenic pro-inflammatory signalling"

**15:15 – 15:25**

**Marta Balkota** (University of Geneva)

"Mitochondrial Glutamate Metabolism Coordinates Body Energy Balance and Age-Related Behavioral Changes"

**15:25 – 15:35**

**Joan Blanco I Fernandez** (University of Lausanne)

"Mitochondrial profiling reveals essential roles for mitochondrial DNA expression and membrane potential maintenance in IL-4/IL-13 macrophages"

**15:35 – 15:45**

**Angela Ramos-Lobo** (University of Geneva)



	"Activating mutation of mitochondrial glutamate dehydrogenase in the mediobasal hypothalamus triggers seizures in mice"
<b>15:45 – 15:50</b>	Closing remarks
<b>14:05 – 15:50</b> Room G40	<b>Are we coming closer to understanding and treating neurodegenerative diseases?</b> Organized by Swiss Network for Dementia Research. Chaired by <b>Daniela Noain</b> (University Hospital of Zurich) & <b>Bogdan Draganski</b> (Inselspital & University of Bern)
<b>14:05 – 14:10</b>	<b>Welcome words</b> from chairs
	<u><i>Invited speakers</i></u>
<b>14:10 – 14:35</b>	<b>Marc Busche</b> (University of Basel) "Selective vulnerability of neural circuits in early Alzheimer's Disease"
<b>14:35 – 15:00</b>	<b>Brita Engelhardt</b> (University of Bern) "How brain barriers ensure CNS homeostasis and immune privilege"
<b>15:00 – 15:10</b>	<b>Discussion</b>
<b>15:10 – 15:15</b>	<b>Introduction - Swiss Network for Dementia Research</b>
	<u><i>Speakers selected from abstracts</i></u>
<b>15:15 – 15:25</b>	<b>Emanuele Calia</b> (University of Fribourg) "Molecular, genetic and functional screening to identify modifiers of MCI"
<b>15:25 – 15:35</b>	<b>Violina Dorogan</b> (University of Lausanne) "Unraveling the mechanisms of neuronal communication and disposal mediated by secretory autophagy"
<b>15:35 – 15:45</b>	<b>Simone Crivelli</b> (University of Lausanne)

	"Overexpression of UCP4 in astrocytes induces fatty acid oxidation for mitochondria respiration fuelling"
<b>15:45 – 15:50</b>	Closing remarks
<b>14:05 – 14:55</b> Room G95	<b>Mini-symposium: Bioinformatics Driving the One Health Concept</b> Organized by LS <sup>2</sup> Intersection Bioinformatics. Chaired by <b>Katja Baerenfaller</b> (SIAF and University of Zurich) and <b>Claudia Lang</b> (University Hospital Zurich)
<b>14:05 – 14:07</b>	<b>Welcome words</b> from chairs
<b>14:07 – 14:32</b>	<u>Invited speaker</u> <b>Emma Hodcroft</b> (Swiss TPH & University of Basel) "Pathoplexus: building a new kind of pathogen database"
<b>14:32 – 14:43</b>	<u>Speakers selected from abstracts</u> <b>Carina Osterhof</b> (University of Fribourg) "A phylogenetic ancient, chimeric globin links oxygen sensing and flagellar motility"
<b>14:43 – 14:54</b>	<b>Alexandros Taousanidis</b> (University of Bern) "Decoding a Structural Paradox in GH1: How Novel Mutations Drive Growth Hormone Deficiency Beyond Receptor Binding"
<b>14:54 – 14:55</b>	Closing remarks
<b>15:00 – 15:50</b> Room G95	<b>Mini-symposium: Extracellular vesicles in Cardiovascular Therapeutics</b> Organized by LS <sup>2</sup> Intersection Cardiovascular Biology. Chaired by <b>Marie-Noelle Giraud</b> (University of Fribourg) and <b>Giovanni G. Camici</b> (University of Zurich)
<b>15:00 – 15:02</b>	<b>Welcome words</b> from chairs <u>Invited speaker</u>

**15:02 – 15:27** **Philippe Menasché** (Hôpital Européen Georges Pompidou, FR)  
"Extracellular vesicles for the treatment of heart failure: a translational experience"

*Speakers selected from abstracts*

**15:27 – 15:35** **Oksana Iamshanova** (University of Fribourg)  
"Bone Marrow-Derived Secretome Modulates Macrophage Polarization to Enhance Cardiac Repair"

**15:35 – 15:43** **Nathalie Rosenblatt-Velin** (Lausanne University Hospital)  
"Targeting Natriuretic Peptide Pathways to Modulate Heart and Aortic Remodeling"

**15:43 – 15:51** **Soumaya Es Sarhdaoui** (University of Geneva)  
"Role of S100A4 in Atherosclerosis Development: Focus on S100A4-expressing Cells"

**15:51 – 15:51** Closing remarks

**15:50 – 16:10** **Coffee Break (sponsored by Leica-Microsystems) & Industry Exhibition**



**16:10 – 16:40** **Friedrich Miescher Award 2026 Lecture**

Lecture hall G45 **Omayma Dudin** (University of Geneva)

Introductory words from **Daniel Legler** (Biotechnology Institute Thurgau at the University of Konstanz)



"Exploring multicellular developmental diversity at the root of animals & beyond"

All animals develop from a single-celled zygote and undergo complex morphogenetic processes to form multicellular organisms. These processes are regulated by intrinsic and extrinsic factors that drive key developmental events, such as symmetry breaking, cell division, and differentiation. Despite the remarkable conservation of these pathways across species, the evolutionary origins of these morphogenetic mechanisms remain unclear. A major challenge in addressing this question is the limited availability of microscopy and cell biological data from key protists that occupy pivotal phylogenetic positions in the eukaryotic tree, including those identified as the closest unicellular relatives of animals. In this talk, I will show how close animal relatives such as Ichthyosporeans display strikingly diverse developmental strategies, from coenocytic growth with cellularization to cleavage-based colony formation. These systems provide unique opportunities to probe how cells coordinate in space, establish polarity, and differentiate, posing critical questions about the evolutionary transition to multicellularity. Finally, I will outline how we aim to move beyond animal origins by implementing, optimizing, and developing Expansion Microscopy (ExM) to study a broader diversity of microbial eukaryotes. This approach allows us to uncover the diversity of cellular forms, cytoskeletal architectures, and life cycles across lineages, providing new perspectives on how distinct multicellular developmental programs emerge. Our long-term goal is to establish an Expansion Microscopy Atlas of Microbial Eukaryotes, creating a framework to identify general principles of multicellular transitions across eukaryotic life.

**16:40 – 17:10**

Lecture hall G45

## **Award Ceremony**

### **Prizes:**

**LS<sup>2</sup> Honorary membership 2026: Pierre Cosson**

**PLs of Tomorrow: Jury and Public Prize**

### **YSS Best Talk Prizes**

#### **Best poster prizes:**

The Metabolic Code of Life (Systems Biology)

From Disorder to Function (Biophysics)

Ion Channels and Membrane Transporters (ICMT)

Chemical Biology and Drug Discovery by Division of Medicinal Chemistry & Chemical Biology (DMCCB)

Advances in Volumetric Microscopy (Microscopy)

Experimental Pharmacology by SSEP

Proteomics in the Era of Multi-Omics (Proteomics)

Mitochondria: Fueling Cells in Life, Death, Disease (MCB)

Neurodegenerative Diseases by The Synapsis Foundation

Bioinformatics Driving the One Health Concept (Bioinformatics)  
Extracellular Vehicles in Cardiovascular Therapeutics (CV Biology)  
Best Poster Design: Public prize  
FEBS Letters Best Poster Prize  
**Exhibition quiz prizes**

**17:10 – 17:15**

Lecture hall G45

### **Closing Remarks & Acknowledgements**

**Tatjana Kleele** (Chair of LS<sup>2</sup> AM2026, ETH Zurich)

**Alexis Jourdain** (Chair of LS<sup>2</sup> AM2026, University of Lausanne)

**Simon Sprecher** (LS<sup>2</sup> President, University of Fribourg)



***proteomes***

an Open Access Journal by MDPI

**Proteomes** (ISSN 2227-7382) is an international, peer-reviewed, open access journal published quarterly online by MDPI. It covers all aspects of proteomics, with a special emphasis on proteoforms and proteome complexity.



***medical sciences***

an Open Access Journal by MDPI

**Medical Sciences** (ISSN 2076-3271) is an international, peer-reviewed, open access journal published quarterly online by MDPI. It focuses on basic, translational, and clinical research related to molecular and cellular mechanisms in disease.

## Sponsors of our prizes

### Our sponsors of Pls of Tomorrow:

**Jury winner:** Nikon Camera (value of 500 CHF) & 1500 CHF

**Public winner:** 1500 CHF



The other two finalists will be awarded a free LS<sup>2</sup> membership for 2026.



### Best talks at Young Scientists' Satellite:



**1<sup>st</sup> Prize:** 100 CHF sponsored by Roche and a Nikon camera

**Runner up:** 200 CHF sponsored by Roche

### Poster prizes

**Experimental Pharmacology:** best poster prize: 500 CHF, sponsored by the Swiss Society of Experimental Pharmacology (SSEP)



**Chemical Biology and Drug Discovery:**  
best poster prize: 300 CHF, sponsored by  
Division of Medicinal Chemistry & Chemical Biology



SCS  
Swiss Chemical  
Society  
  
Division of  
Medicinal Chemistry  
& Chemical Biology

**Neurodegenerative Diseases:**  
best poster prize: 300 CHF,  
sponsored by The Synapsis Foundation



**FEBS Letters Best Poster Prize:** 200 EUR



**Best Poster Design: Public prize:** 250 CHF, sponsored  
by **Mentor for Scientists** (Greta Faccio)



**Other poster prizes** – sponsored by LS<sup>2</sup> (300 CHF each)

## Posters

The LS<sup>2</sup> Annual Meeting 2026 offers on-site poster space to all participants who submitted an abstract (including those selected for a talk).

Two dedicated **poster sessions** will take place on:

**Wednesday, 11<sup>th</sup> of February, 13:30 to 14:30**

**Thursday, 12<sup>th</sup> of February, 13:05 to 14:05.**

All posters must be displayed during both sessions; please remain near your poster!

**Vote here for the Best Poster Design Prize:**

**Voting is possible until 12.02.2026, 16:00**



**Posters sorted by the symposia & by family name:**

Symposia	Poster Nr.
The Metabolic Code of Life	1-14
Advances in Chemical Biology and Drug Discovery	15-30
From Disorder to Function	31-40
Ion Channels and Membrane Transporters	41-46
Advances in Volumetric Microscopy	47-54
Advancing Cancer Therapeutics Through Patient-Derived Complex Models	55-62
Proteomics in the Era of Multi-Omics	63-75
Mitochondria: Fueling Cells in Life, Death, and Disease	76-95
Are we coming closer to understanding and treating neurodegenerative diseases?	96-102
Bioinformatics Driving the One Health Concept	103-106
Extracellular vesicles in Cardiovascular Therapeutics	107-111

## **Symposium: The Metabolic Code of Life**

**1**

**Uridine-sensitized screening identifies NUDT5 as a regulator of nucleotide synthesis**

**Alexandre-Strefeler, Abigail**  
*University of Lausanne*

**2**

**A comprehensive genome-scale map of transcription factor-mediated metabolic rewiring in lung cancer via CRISPR and high-throughput metabolomics**

**Bors, Sebastian**  
*University of Basel*

**3**

**Exploring the molecular association of androglobin with the cilium-dependent sonic hedgehog pathway**

**Derivaz, Océane**  
*University of Fribourg*

**4**

**Characterizing the pentose phosphate pathway in the endoplasmic reticulum and uncovering functional interactions with its cytosolic counterpart**

**Kyburz, Sarina**  
*University of Basel*

**5**

**Optogenetic tripwires resolve models of how cells count DNA breaks**

**Labagnara, Marco**  
*EPF Lausanne*

**6**

**Coordinated Scaling of Germline Growth Ensures Reproductive Timing Across Environments**

**Lenart, Peter**  
*University of Bern*

**7**

**FBXW7 alleviates c-MYC repression of pyruvate carboxylase to support metabolic flexibility**

**Lisci, Miriam**  
*University of Lausanne*

**8**

**Nucleus accumbens subcircuits regulating reward and aversion behavior**

**Marinescu, Alina**  
*ETH Zurich*

**9**

**Identification of oligodendrocyte transcriptional signatures in Western diet-induced pain**

**Mazurkiewicz, Marta**  
*University of Zurich*

**10**

**Targeting Arginase 2 Prevents High Salt-Induced Cardiac Dysfunction and Fibrosis**



**Potenza, Duilio Michele**  
*University of Fribourg*

**11**

**Systematic phosphoproteomics of an analog-sensitive kinase library defines context-specific signalling networks**

**Separovich, Ryan**  
*ETH Zurich*

**12**

**Integrated Functional and Structural Analysis of Eleven CYP21A2 Variants of Uncertain Significance Resolves their Pathogenic Role in Congenital Adrenal Hyperplasia.**

**Xu, Yingtong**  
*University of Bern*

**13**

**Uncovering the role of ERMP1 in renal physiology and renal interstitial fibrosis**

**Yousef, Basel**  
*University of Geneva*

**14**

**Hexose-6-phosphate dehydrogenase drives metabolic reprogramming and tumorigenicity in MDA-MB-231 triple-negative breast cancer cells**

**Zogg, Michael**  
*University of Basel*

***Symposium: Advances in Chemical Biology and Drug Discovery***

**15**

**Exploring the regulation of microtubule detyrosination and polyglutamylation through semi-synthetic tubulin**

**Chang, Po-Han**  
*EPF Lausanne*

**16**

**Development of a Bioplatfrom Based on Genetically Modified *Nicotiana tabacum* L. (UGT/IAGLU) for the Production of High-Value Viral Antigenic Proteins.**

**Chemezova, Anna**  
*University of Pécs*

**17**

**Covalent Inactivation of PI3K $\alpha$ : Novel Paradigm for Isoform-Resolved Pharmacology**

**Constantin, Theodora**  
*University of Basel*

**18**

**Novel photocage for the targeted delivery of native lipid species**

**Domeniconi, Gary**  
*EPF Lausanne*

**19**

**Highly multiplexed imaging uncovers combinatorial perturbation effects of small molecule treatments**

## **Symposium: Advances in Chemical Biology and Drug Discovery**

**Groot, Kelvin**

*University of Zurich*

**20**

**A non-disruptive compound to enhance cytosolic delivery of cell-penetrating peptides**

**Hallaj, Ali**

*University of Lausanne*

**21**

**Characterization of the Endocytic Pathway taken by Cell-Penetrating Peptides**

**Hornfeck, Sarah**

*University of Lausanne*

**22**

**Nanoplastics penetration across the blood-brain barrier**

**Ianos, Annemarie**

*Baruch College, City University of New York*

**23**

**Microtubules in Breast Cancer: Exploring the  $\alpha/\beta$ -Tubulin Toggle Switch and Its Implications in Human Breast Cancer**

**Ianos, Annemarie**

*Baruch College, City University of New York*

**24**

**Hijacking cancer communication: microRNA and EV lipid changes highlight new targets in TNBC**

**Majchrzak, Oliwia**

*University of Geneva*

**24**

**Hijacking cancer communication: microRNA and EV lipid changes highlight new targets in TNBC**

**Majchrzak, Oliwia**

*University of Geneva*

**25**

**Site-specific interactions of transcription factors with chromatin: Insights on glucocorticoid receptor influence on gene regulation at the single molecule level**

**Majerus, Enguerran**

*EPF Lausanne*

**26**

**One Platform, Endless Possibilities: From Gene Synthesis to Biologics and Therapeutics**

**Meyer, Andreas**

*GENEWIZ from Azenta Life Science*

**27**

**Locking onto PI3K $\alpha$ : Covalent probes to overcome limited efficacy and therapeutic resistance to PI3K $\alpha$  inhibitors**

**Orbegozo, Clara**

*University of Basel*

28

A synergistic low-dose combination targeting MAPK signalling and mitosis demonstrates enhanced efficacy and reduced toxicity in colorectal cancer models

Turan, Ilayda  
*University of Geneva*

29

Vascularized In Vitro Liver-on-Chip for Disease Modeling and Drug Testing

Vahdani, Negar  
*University of Bern*

30

Species-specific diacylglycerol signaling – peeking behind the mask of lipid classes

Wedemann, Linda  
*EPF Lausanne*

---

*Symposium: From Disorder to Function: The Evolving Landscape of IDPs and Condensates*

31

Elucidating the Hsp90 chaperone cycle with single-molecule resolution

Bothe, Sarah  
*University of Basel*

32

Uncovering how positively charged polypeptides contribute to innate immunity in yeast.

Bourquard, Théodore  
*ETH Zurich*

33

Characterization of dosage compensation specific nuclear bodies

Erkan, Sinem  
*University of Bern*

34

Condensation of satellite DNA by the disordered protein D1 safeguards nuclear mechanostability

Frühbauer, Benjamin  
*ETH Zurich*

35

Dissecting Patient-Specific POR Mutations: A CRISPR-KO Platform for Quantifying Steroidogenic Defects

**Matveeva, Anna**  
*University of Bern*

**36**

**Regulating the Giants: Single-Molecule Insights into the Transcription and Processing of Large mRNAs in Muscle Cells**

**Ortale, Aurelio**  
*University of Basel*

**37**

**Biomolecular condensates as master regulators of cell fate decisions**

**Peskett, Thomas**  
*ETH Zurich*

**38**

**Loss of nucleolar integrity triggers EMT via transcriptional reprogramming**

**Rawat, Prashant**  
*ETH Zurich*

**39**

**A Comprehensive Resource of Transcription Factor Interactions and Chromatin Binding in Mouse Embryonic Stem Cells**

**Rodriguez Arias, Daniel**  
*Friedrich Miescher Institute*

**40**

**A cross-linking mass spectrometry method (LLPS-CLIR-MS) for characterizing protein-RNA interactions in phase-separated systems**

**Smok, Izabela**  
*ETH Zurich*

---

*Symposium: Ion Channels and Membrane Transporters: At the Interfaces That Fuel Life*

**41**

**Optimizing MINFLUX Performance: A Pipeline for Achieving Single-Digit Nanometer Super-Resolution in Biological Samples**

**Bokhobza, Alexandre**  
*University of Bern*

**42**

**Assessing the role of PIEZO1 channels in phagocytosis**

**Bourdin, Mathilde**  
*University of Geneva*

**43**

**Identification of small molecule Piezo1 inhibitors**

**Jaquet, Vincent**  
*University of Geneva*

**44**

**Functional characterization of store-operated Ca<sup>2+</sup> entry in the human placenta-derived extravillous trophoblast cell line HTR8/SVneo**

**Jarrin, Sofia**  
*University of Bern*

**45**

**Relevance of the SLC15A4/TASL complex for IRF5-mediated Th1 responses**

**Monguió-Tortajada, Marta**  
*University of Lausanne*

**46**

**Role of mechanosensitive Piezo1 channels in phagocytosis by neutrophils**

**Rosa, Nicolas**  
*University of Geneva*

---

*Symposium: Advances in Volumetric Microscopy: from Method Development to Biological Applications*

**47**

**Insights into whole tissue clearing and labelling protocols for various samples in a microcopy facility context**

**Batti, Laura**  
*Wyss Center for Bio and Neuro Engineering*

**48**

**Cryo-FIB ET uncovers novel yeast membrane compartments involved in lipid metabolism.**

**Bauda, Elda**  
*University of Geneva*

**49**

**Imaging Beyond Uranyl: A Systematic Evaluation of Safer Contrasting Stains for High-Quality EM of Organic Specimens**

**Kissling, Vera Maria**  
*Empa*

**50**

**Characterization of anterior-posterior symmetry-breaking dynamics in murine embryos using whole-mount multiplexing protein mapping**

**Hornbachner, Ruth**  
*University of Zurich*

**51**

**Microsecond Time-Resolved Cryo-EM Based on Jet Vitrification**

**Hruby, Jakub**  
*EPF Lausanne*

**52**

**3D Organization of Guanine Crystal Stacks in Zebrafish Iridophores**

**Mikhajlov, Oleg**  
*University of Geneva*

**53**

**Comparative Characterization of Microscope Detectors Using Multi-Intensity Calibration Beads**

**Vinit, Angélique**  
*EPF Lausanne*

54

**Microscopy Innovation Platform: development and service in imaging and sample preparation**

**Vladimirov, Nikita**  
*University of Zurich*

---

*Symposium: Advancing Cancer Therapeutics Through Patient-Derived Complex Models*

55

**Integrating hypoxia and stroma cells into more physiological 3D models for renal cancer therapy screenings**

**Carraz, Zoé**  
*University of Geneva*

56

**Single enzyme activity defines response to select folate-cycle targeting drugs in osteosarcoma**

**Farnhammer, Fiona**  
*University Children's Hospital Zurich*

57

**Leveraging Multi-Organ Toxicity Models for Drug Combination Therapy Safety**

**Gubala, Jakub**  
*University of Geneva*

58

**Interpreting the function of germline missense variants for the**

**BAP1 gene using protein centric information.**

**Marchal, Pierre**  
*University of Bern*

59

**MRTX1133 resistant cells rely on EZH2 activity to sustain their aggressive traits and avoid cell death**

**Pinho, Gonçalo**  
*University of Bern*

60

**Exploiting the Rab14-Dependent Cell-Penetrating Peptide Trafficking for Targeted Chlamydia Therapy**

**Save-Trofimenko, Evgeniya**  
*University of Lausanne*

61

**Monocyte Arginase-II promotes breast cancer progression through WNT pathway activation.**

**Sundaramoorthy, Santhoshkumar**  
*University of Fribourg*

62

**Novel DAPK-DMTF1 $\alpha$ -p53 cell death axis**

**Xie, Xiaochen**  
*University of Bern*

---

## **Symposium: Proteomics in the Era of Multi-Omics**

**63**

**Spy-BioID: Identifying context-specific protein interactions through stabilized ternary complexes.**

**Athale, Muktesh**

*Tampere University, Finland*

**64**

**Proteomics Profiling Reveals Sex-Based Differences and Hormonal Modulation of Recovery in Elite Female Athletes Following Intense Exercise**

**Barletta, Elena**

*Swiss Institute of Bioinformatics*

**65**

**A Plasma Proteomic Aging Clock Reflects Reversal of Accelerated Aging in HIV Patients Under Antiretroviral Therapy**

**Bartl, Lena**

*University Hospital Zurich*

**66**

**Extracellular Vesicle Isolation and Proteomics: Lessons learned from Gottingen Minipig plasma**

**Heller, Manfred**

*University of Bern*

**67**

**Predictions of enzyme cost-optimal metabolic strategies at genome-scale**

**Le Gac, Constance**

*ETH Zurich*

**68**

**Spatial Biology at the Center for Microscopy and Image analysis, UZH: from single molecule to tissue microenvironment**

**Macickova, Eliska**

*University of Zurich*

**69**

**Harnessing the Power of Multiomics from Fresh and Fixed Patient Sample Characterization**

**O'Hara, Andrea**

*GENEWIZ from Azenta Life Science*

**70**

**Streamlining Metaproteomic Sample Preparation for Microbiome Analysis of Rumen Samples with Liquid Chromatography-Mass Spectrometry**

**Pedersen, Ane Laura Fineid**

*Neslfe Research*

**71**

**Biomarker discovery through in-depth characterisation of the serum protein composition of infant victims of Abusive Head Trauma (AHT)**

**Sajic, Tatjana**

*University Hospital Lausanne*

**72**

**Spatial Biology at the Center for  
Microscopy and Image Analysis,  
UZH**

**Schilling, Nicolas**  
*University of Zurich*

**73**

**NovoGlyco: exploring prokaryotic  
protein glycosylation**

**Soic, Dinko**  
*ETH Zurich*

**74**

**The functional landscape of the  
human ubiquitinome**

**van Gerwen, Julian**  
*ETH Zurich*

**75**

**Long-term Prognostic Significance  
of BNP Dynamics after  
Transcatheter Aortic Valve  
Implantation: Insights from Two  
Prospective Cohorts**

**Wenzl, Florian A**  
*University of Zurich*

---

***Symposium: Mitochondria: Fueling  
Cells in Life, Death, and Disease***

**76**

**The mitochondrial arginase type 2  
regulates monocyte integrin  
expression and transendothelial  
migration in atherogenesis**

**Ajalbert, Guillaume**  
*University of Fribourg*

**77**

**Deciphering the coordination of  
lysosomes and FIS1 in mediating  
mitochondrial peripheral division**

**Arima, Yumi**  
*ETH Zurich*

**78**

**Mitochondrial beta-cell glutamate  
pathway drives metabolic rewiring  
in pancreatic islets during the  
onset of prediabetes**

**Baez, Nicolas**  
*University of Geneva*

**79**

**Brain Mitochondrial Glutamate  
Metabolism Coordinates Body  
Energy Balance and Age-Related  
Behavioral Changes**

**Balkota, Marta**  
*University of Geneva*



## **Symposium: Mitochondria: Fueling Cells in Life, Death, and Disease**

**80**

**Tiny Plastics, Big Problems: PET Nanoplastics Disrupt Mitochondria and Threaten Living Systems**

**Bauri, Samir**

*National Institute of Technology  
Rourkela*

**81**

**Mitochondrial profiling reveals essential roles for mitochondrial DNA expression and membrane potential maintenance in IL-4/IL-13 macrophages**

**Blanco I Fernandez, Joan**

*University of Lausanne*

**82**

**Astrocytic Mitochondrial Responses to Blue Light: From Membrane Potential to Metabolic Shifts**

**Brügger, Talayeh**

*University of Lausanne*

**83**

**Pseudouridine modifications may regulate structure and protein recognition in mitochondrial mRNAs**

**Dwibedy, Sushree Lipsa Lopamudra**

*National Institute of Technology  
Rourkela*

**84**

**The Cardiolipin-Metabolism Axis: A Driver of Hypoxia-Mimetism and**

**Chemoresistance in Lung Adenocarcinoma**

**Falco, Simone**

*University of Bern*

**85**

**An updated inventory of genes essential for oxidative phosphorylation identifies a mitochondrial origin in familial Ménière's disease.**

**Harhai, Marcell**

*University of Lausanne*

**86**

**Mitochondrial ubiquitylation during cell death drives anti-tumorigenic pro-inflammatory signalling**

**Heilig, Rosalie**

*University of Glasgow*

**87**

**Identification and characterization of Legionella effectors targeting the mitochondrial network**

**Jäggi, Tobias**

*University of Zurich*

**88**

**The Mechanism and Function of Mitochondrial Remodelling Through Extracellular Vesicles**

**Kitanovic, Ana**

*ETH Zurich*

**89**

**Pearling drives mitochondrial genome homeostasis**

**Landoni, Juan Cruz**  
*EPF Lausanne*

**90**

**Investigating the role of mitochondrial supercomplexes in situ**

**Melnik, Mariia**  
*University of Basel*

**91**

**How does mitochondrial remodeling support macrophage function?**

**Pflästerer, Tim**  
*ETH Zurich*

**92**

**Mitochondrial membrane saturation regulates mitochondrial dynamics**

**Pilic, Johannes**  
*ETH Zurich*

**93**

**Activating mutation of mitochondrial glutamate dehydrogenase in the mediobasal hypothalamus triggers seizures in mice**

**Ramos-Lobo, Angela**  
*University of Geneva*

**94**

**Homeostasis of mitochondrial populations in human neurons**

**Soutschek, Michael**  
*ETH Zurich*

**95**

**Structure and function of unknown-intermitochondrial zipper junctions**

**Zimmerli, Christian**  
*EPF Lausanne*

---

*Symposium: Are We Coming Closer to Understanding and Treating Neurodegenerative Diseases?*

**96**

**Molecular, genetic and functional screening to identify modifiers of MCI**

**Calia, Emanuele**  
*University of Fribourg*

**97**

**Overexpression of UCP4 in astrocytes induces fatty acid oxidation for mitochondria respiration fuelling**

**Crivelli, Simone**  
*University of Lausanne*

**98**

**Unraveling the mechanisms of neuronal communication and disposal mediated by secretory autophagy**

**Dorogan, Violina**  
*University of Lausanne*

**99**

**The local regulation of mitochondrial homeostasis during neurodevelopment**

**Groza, Raluca**  
*ETH Zurich*

**100**

**Multifaceted Roles of SATB2: Literature Review and Database Analysis**

**Jahn, Joanna**  
*University of Birmingham*

**101**

**Light mediated CDK5 repression and its potential effects on the circadian clock and the Alzheimer's disease.**

**Mitsikosta, Spyridoula**  
*University of Fribourg*

**102**

**Profiling Non-Coding RNA Expression in Brain Tissue via In Situ Hybridization**

**Pohl, Hartmut**  
*Enzo Life Sciences, Inc.*

**Symposium: Bioinformatics Driving the One Health Concept**

**103**

**conformer: Conformalized differential expression analysis of multi-condition single-cell data**

**Leclerc, Justine**  
*University of Zurich*

**104**

**TimeFlow 2: an unsupervised cell lineage detection method for flow cytometry data**

**Liarou, Margarita**  
*University of Geneva*

**105**

**A phylogenetic ancient, chimeric globin links oxygen sensing and flagellar motility**

**Osterhof, Carina**  
*University of Fribourg*

**106**

**Decoding a Structural Paradox in GH1: How Novel Mutations Drive Growth Hormone Deficiency Beyond Receptor Binding**

**Taousanidis, Alexandros**  
*University of Bern*

**Symposium: Extracellular Vesicles  
in Cardiovascular Therapeutics**

**107**

**Role of S100A4 in Atherosclerosis Development: Focus on S100A4-expressing cells**

**Es Sarhdaoui, Soumaya**  
*University of Geneva*

**108**

**Epigenetic Regulation of the ACE System Shapes Aerobic Muscle Phenotype and Cardiovascular Exercise Response**

**Flück, Martin**  
*University of Fribourg*

**109**

**Bone Marrow-Derived Secretome Modulates Macrophage**

**Polarization to Enhance Cardiac Repair**

**Iamshanova, Oksana**  
*University of Fribourg*

**110**

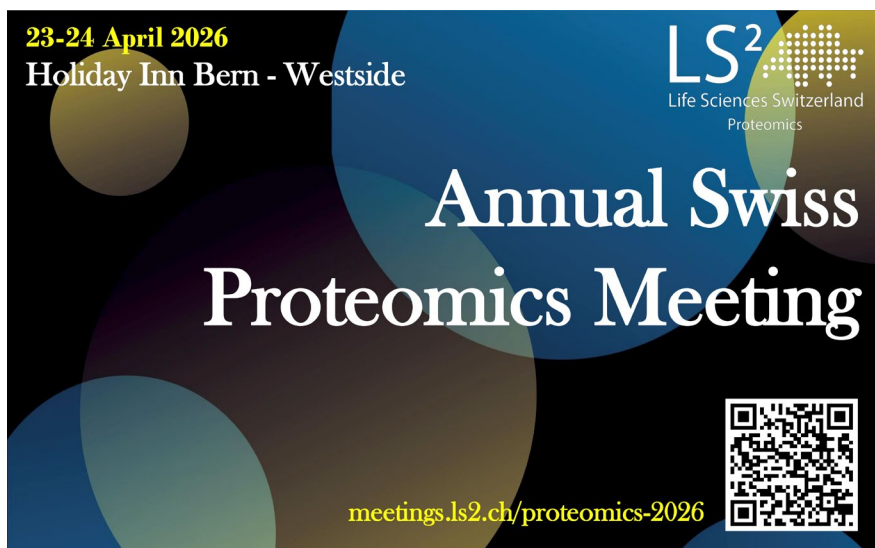
**Targeting Natriuretic Peptide Pathways to Modulate Heart and Aortic Remodeling**

**Rosenblatt-Velin, Nathalie**  
*CHUV*

**111**

**Alarmin Protein S100A4 in Atherosclerosis: Dysregulated Immune-Vascular Reactions**

**Xu, Ben (Yiming)**  
*University of Geneva*




**23-24 April 2026**  
**Holiday Inn Bern - Westside**

**LS<sup>2</sup>**  
Life Sciences Switzerland  
Proteomics

**Annual Swiss  
Proteomics Meeting**

[meetings.ls2.ch/proteomics-2026](https://meetings.ls2.ch/proteomics-2026)



# Harness the Power of Multiomics

Gaining comprehensive biological insights can be challenging. Finding the right partner doesn't have to be.

GENEWIZ Next Generation Sequencing offers integrated -omics approaches to help accelerate your research and enable scientific breakthroughs.



GENOMICS



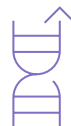
EPIGENOMICS



TRANSCRIPTOMICS



PROTEOMICS



SYNTHETICS

Visit [genewiz.com/ngs](https://genewiz.com/ngs) to learn more



**AZENTA**  
LIFE SCIENCES

© 2025 Azenta US, Inc. All rights reserved. All trademarks are property of Azenta US, Inc. unless otherwise specified. 72041-TPA 0225

# Events 2026

**Cardiovascular Research Meeting**  
13 – 14 January. Bern

**35<sup>th</sup> Cytomeet**  
13 January. Bern

**Worldwide Sodium Channel Conference 2026**  
2 – 4 February. Grindelwald

**LS<sup>2</sup> Annual Meeting & YSS**  
10 – 12 February. Zurich

**Swiss Proteomics Meeting**  
23 – 24 April. Bern

**Theory across Biology**  
12 June. Bern

**Swiss Drosophila Meeting**  
29 June. Geneva

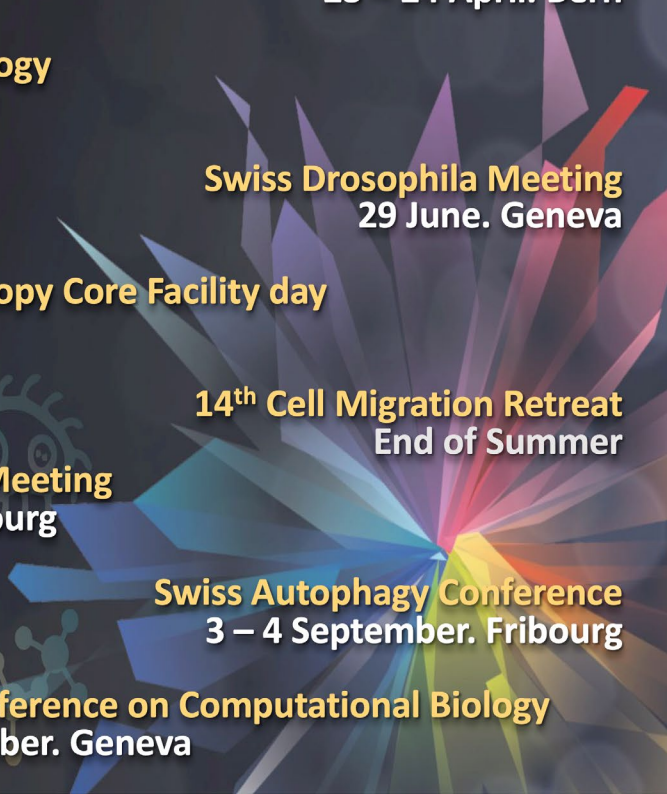
**13<sup>th</sup> Swiss Microscopy Core Facility day**  
Aug/Sept.

**14<sup>th</sup> Cell Migration Retreat**  
End of Summer

**Swiss Physiology Meeting**  
3 September. Fribourg

**Swiss Autophagy Conference**  
3 – 4 September. Fribourg

**25<sup>th</sup> European Conference on Computational Biology**  
31 Aug – 4 September. Geneva





# MEET US AT LS2



# **milian**<sup>®</sup>

DUTSCHER GROUP

Milian is a distribution company with more than 60 years of history. We distribute consumables, equipment and service of high quality. To meet the high demands of our customers and to inform them always in time about the latest products.

**WE HELP SCIENCE  
TO PROGRESS**

## JUST A FEW UPDATES WE'D LOVE TO SHARE:



# **Cell Signaling**

TECHNOLOGY™

Offering trusted, high-quality antibodies to support your research



# **OWIBIO**

By Ozyme & ClearLine®

Our own brand for outstanding quality. Born from a careful selection of premium bio-reagents



# **NIPPON Genetics EUROPE**

INNOVATION FOR YOU



DISCOVER THE GAME CHANGER  
IN CELL FREEZING – BAMBANKER

# **nestor**

less cell work, more cell science

An affordable and compact cell culture robot, designed for R&D labs who works with complex cell cultures such as organoids and iPSCs

# **CORNING**



**MACHEREY-NAGEL**



# **milian**<sup>®</sup>

DUTSCHER GROUP

Oberebenestrasse 61  
CH-5620 Bremgarten  
Tel. +41 (0) 56 610 49 27  
verkauf@milian.com  
www.milian.com



Amphipôle, University of Lausanne  
**10.-11. February 2027**

# LS<sup>2</sup> Annual Meeting 2027

*"Biological interactions:  
from molecules to organisms."*

**with YSSM  
9th of February  
2027**

LS<sup>2</sup>   
Life Sciences Switzerland